


# Tools and Notions: An Indispensable Guide to Their Uses and Applications

Are you a budding designer or seamstress looking to enhance your skills and expand your knowledge of essential tools and notions? Look no further than our comprehensive article, "Tools Notions: What They Are For and How to Use Them." In this detailed guide, we will delve into the fascinating world of sewing tools and notions, providing you with an in-depth understanding of their functions and applications.

## What Are Tools and Notions?

In the realm of sewing, tools and notions play pivotal roles in bringing your creative visions to life. Tools are typically larger and more complex instruments used for cutting, measuring, and manipulating fabric. Notions, on the other hand, are smaller items that assist in various sewing tasks, such as holding, embellishing, and finishing.



## 101 SEWING ESSENTIALS: TOOLS & NOTIONS - WHAT THEY ARE FOR AND HOW TO USE THEM

by Sayjai Thawornsupacharoen

★★★★★ 5 out of 5

Language : English

File size : 62376 KB

Screen Reader : Supported

Print length : 252 pages

Lending : Enabled

FREE

DOWNLOAD E-BOOK



## Essential Tools for Every Sewing Kit

Every well-equipped sewing kit should contain a core set of essential tools:

- **Scissors:** The most important tool for any seamstress, used for cutting fabric, thread, and other materials.
- **Measuring Tape:** Indispensable for accurate measurements and pattern cutting.
- **Seam Ripper:** A must-have for removing unwanted stitches or seams.
- **Sewing Machine:** A versatile tool for creating stitches, seams, and embellishments.
- **Iron and Ironing Board:** Used for pressing and smoothing fabric to achieve a professional finish.

## Must-Have Notions for Seamless Sewing

In addition to tools, a vast array of notions can complement your sewing projects:

- **Thread:** The essential element for sewing, available in various colors, weights, and materials.
- **Needles:** The needle size and type should match the fabric and thread being used.
- **Pins:** Used to hold fabric layers together before sewing.
- **Buttons:** Functional and decorative elements that add a touch of style.
- **Zippers:** Used for creating closures and openings in garments and accessories.

## Common Tools and Notions and Their Uses

To provide a comprehensive understanding, here's a detailed list of common tools and notions and their specific uses:

### Tools

- **Rotary Cutter:** A circular blade mounted on a handle, used for precise fabric cutting.
- **Cutting Mat:** A self-healing surface to protect work surfaces during cutting.
- **Fabric Marker or Chalk:** Used for marking fabric for cutting, sewing, and embellishing.
- **Needle Threader:** A small tool to assist in threading needles, especially with fine threads.
- **Thimbles:** Finger covers to protect fingers from needle pricks.

### Notions

- **Bobbin:** The spool that holds the lower thread in a sewing machine.
- **Seam Gauge:** A tool with marked increments, used for measuring and marking seam allowances.
- **Bias Tape:** A narrow strip of fabric cut on the bias, used for finishing edges and creating decorative effects.
- **Interfacing:** A fabric stabilizer used to add structure and support to garments.

- **Lace:** A delicate fabric with openwork designs, used for embellishment and decoration.

## Choosing the Right Tools and Notions


Selecting the right tools and notions for your sewing projects is crucial.

Consider the following factors:

- **Type of Fabric:** Different fabrics require specific tools and notions to achieve optimal results.
- **Project Complexity:** The level of detail and complexity of your project will influence the tools and notions you need.
- **Skill Level:** Your experience and skill level should be considered when selecting tools and notions.
- **Quality and Durability:** Opt for high-quality tools and notions that will last and provide consistent performance.

Mastering the use of tools and notions is essential for any aspiring or experienced designer or seamstress. By understanding the functions and applications of these indispensable items, you can unlock a world of creative possibilities and elevate your sewing projects to new heights. Remember, the right tools and notions are the key to achieving professional-looking results and maximizing your sewing enjoyment.

We hope this comprehensive guide has provided you with valuable insights into the fascinating world of tools and notions. Whether you are a seasoned pro or just starting your sewing journey, may this knowledge empower you to create stunning garments, accessories, and home décor with ease and precision.



## 101 SEWING ESSENTIALS: TOOLS & NOTIONS - WHAT THEY ARE FOR AND HOW TO USE THEM

by Sayjai Thawornsupacharoen

★★★★★ 5 out of 5

Language : English

File size : 62376 KB

Screen Reader: Supported


Print length : 252 pages

Lending : Enabled



## Rape Blossoms and White Sky: A Floral Symphony of Resilience and Healing

A Kaleidoscope of Colors and Emotions "Rape Blossoms and White Sky" is a literary tapestry woven with the threads of nature, memory, and the...



## Single Dad Slow Burn Romance: Eagle Tactical

By Kara Kendrick In the heart-stopping world of Eagle Tactical, widowed father Captain Jack "Reaper" Hayes faces...